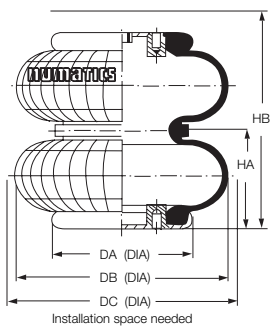


## Single/Double/Triple Convoluted and Sleeve Series



Typical Of All Models



(Double Convoluted Unit Shown)

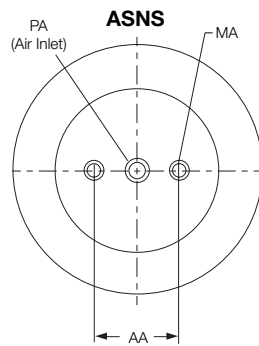
DA = Cap Diameter  
 DB = Maximum Bellows Diameter  
 DC = Installation Space Required  
 HA = Minimum Collapse Height\*  
 HB = Maximum Extend Height\*  
 \*Do not exceed - may cause damage to the air bellows.

### Specifications

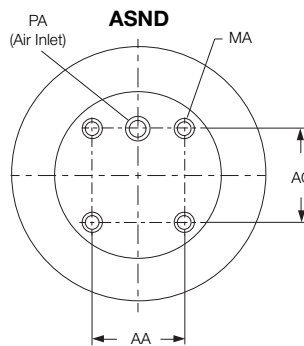
Medium: Filtered compressed air with or without lubrication  
 Ambient Temperature Range: -40°F to +140°F (-40°C to +70°C)  
 Working Pressure: Up to 120 PSIG (8 bar)  
 Materials: Caps, Galvanized steel. Bellows, Reinforced Rubber  
 Force: Up to 15,000 lbs.  
 Stroke: Up to 16.75 inches

### End Cap Styles for Model Numbers Listed Below

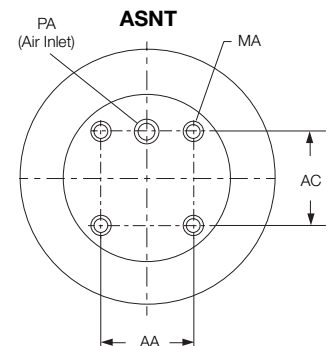
Air inlet caps shown. Opposite end does not include a supply port.



- ANS11-1-1
- ASNS11-2-1
- ASNS11-3-1
- ASNS18-3-1
- ASNS18-4-1
- ASNS18-5-1
- ASND11-4-1
- ASND18-5-1
- ASND18-6-1



- ASNS31-3-1
- ASNS51-3-1
- ASND31-6-1
- ASND51-7-1
- ASND51-8-1
- ASNT51-11-1



- ASNS82-4-1
- ASND82-7-1
- ASND82-10-1
- ASNT82-12-1

### Sleeve Type Bellow Model

- ASNC2-1-1\*
- ASNC6-1-1\*
- ASNC6-2-1\*

\*Reference online PDF for specifications.

## How To Order

Depending on your adapter selection, add either a -2 or -3 to the end of bellows part number (ie. ASNS18-3-1-2).

Bellow Model	Model Number Reference		Adapter Option Code									
	3/4 to 1/4	3/4 to 3/8	AA	AB	AC	DA	DB	DC	HA	HB	MA	PA
<b>Single Convoluted</b>												
ASNS11-1-1	NA	NA	1.75	N/A	N/A	4.25	5.91	6.50	2.00	3.70	3/8"-16 UNC	1/4"NPTF
ASNS11-2-1	NA	NA	1.75	N/A	N/A	4.25	6.50	7.09	2.00	4.50	3/8"-16 UNC	1/4"NPTF
ASNS11-3-1	NA	NA	1.75	N/A	N/A	4.25	7.88	8.46	2.00	5.90	3/8"-16 UNC	1/4"NPTF
ASNS18-3-1	-2	-3	2.75	N/A	N/A	5.55	8.47	9.06	2.00	5.30	3/8"-16 UNC	3/4"NPTF
ASNS18-4-1	-2	-3	2.75	N/A	N/A	5.55	9.10	9.65	2.00	5.90	3/8"-16 UNC	3/4"NPTF
ASNS18-5-1	-2	-3	2.75	N/A	N/A	5.55	9.25	9.84	2.00	6.70	3/8"-16 UNC	3/4"NPTF
ASNS31-3-1	-2	-3	3.50	1.50	N/A	6.34	9.84	10.43	2.00	5.60	3/8"-16 UNC	3/4"NPTF
ASNS51-3-1	-2	-3	6.20	2.88	N/A	8.98	12.80	13.40	2.20	6.00	3/8"-16 UNC	3/4"NPTF
ASNS82-4-1	-2	-3	6.25	N/A	6.25	11.30	15.16	15.75	2.20	6.90	3/8"-16 UNC	3/4"NPTF
<b>Double Convoluted</b>												
ASND11-4-1	NA	NA	1.75	N/A	N/A	4.25	6.50	7.09	3.00	7.90	3/8"-16 UNC	1/4"NPTF
ASND18-5-1	-2	-3	2.75	N/A	N/A	5.55	8.47	9.06	3.00	9.10	3/8"-16 UNC	3/4"NPTF
ASND18-6-1	-2	-3	2.75	N/A	N/A	5.55	8.60	9.25	3.00	10.60	3/8"-16 UNC	3/4"NPTF
ASND31-6-1	-2	-3	3.50	1.50	N/A	6.34	9.84	10.43	3.00	10.80	3/8"-16 UNC	3/4"NPTF
ASND51-7-1	-2	-3	6.20	2.88	N/A	8.98	12.80	13.40	3.00	12.00	3/8"-16 UNC	3/4"NPTF
ASND51-8-1	-2	-3	6.20	2.88	N/A	8.98	13.40	14.00	3.10	14.20	3/8"-16 UNC	3/4"NPTF
ASND82-7-1	-2	-3	6.25	N/A	6.25	11.30	14.96	15.75	3.03	12.20	3/8"-16 UNC	3/4"NPTF
ASND82-10-1	-2	-3	6.25	N/A	6.25	11.30	15.95	16.55	3.03	15.35	3/8"-16 UNC	3/4"NPTF
<b>Triple Convoluted</b>												
ASNT51-11-1	-2	-3	6.20	2.88	N/A	8.98	12.80	13.40	4.40	18.10	3/8"-16 UNC	3/4"NPTF
ASNT82-12-1	-2	-3	6.25	N/A	6.25	11.30	14.96	15.94	4.40	21.30	3/8"-16 UNC	3/4"NPTF

Numatics Express 2Day for Bellows applies to order quantities of up to 5 units.

All mounting holes are .625 deep.