GO-A, GO-AR & GO-ARR COUPLINGS

TECHNICAL DATA

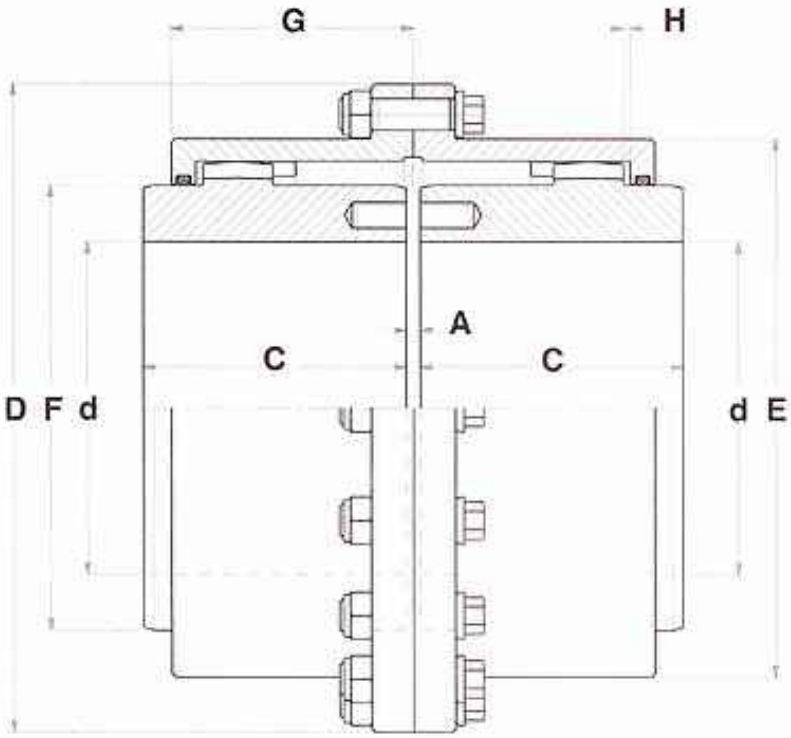

Fig. 01 - GO-A Coupling

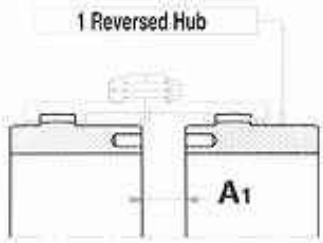

Fig. 02 - GO-AR Coupling

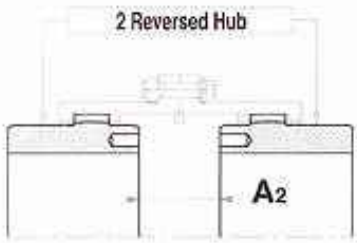

Fig. 03 - GO-ARR Coupling

DENOMINATION EXAMPLE:
GO-A GEAR COUPLING SIZE 6

GO-6A Coupling

TAB. 11

SIZE	NOMINAL TORQUE [kNm] Tk	MAX TORQUE [kNm] Tf	MAX SPEED [1/min] nk	MIN MAX [mm] d	DIMENSIONS [mm] D	C	A	A1	A2	E	F	G	H	MASS ① M [Kg]	MOMENT OF INERTIA ① J [Kgm²]	GREASE QUANTITY [Kg]	TORSIONAL STIFFNESS ① Kx10⁶ [Nm/rad]
0	1.80	4.32	6000	12-52	111	43	3	5	7	82.5	69	39	1.5	4.3	0.005	0.08	4.360
1	2.76	6.62	4620	18-62	142	50	3	8	13	104.5	85	45.5	1.5	7.5	0.012	0.09	7.310
2	5.55	13.30	4140	28-78	168	62	3	14	25	130.5	107	59	1.5	13.5	0.033	0.16	13.45
3	8.70	20.90	4000	40-98	200	76	5	12	19	158.5	133	68.5	2.5	25	0.085	0.27	24.58
4	14.10	33.80	3860	50-112	225	90	5	24	43	183.5	152	82.5	2.5	37	0.163	0.47	30.34
5	22.80	54.70	3720	60-132	265	105	6	27	48	211.5	178	93	3	60	0.376	0.68	47.68
6	34.80	83.50	3190	70-156	300	120	6	32	58	245.5	209	106	3	90	0.727	0.93	68.27
7	44.00	105.6	2900	85-174	330	135	8	37	66	275	234	118	4	124	1.226	1.54	97.85
8	69.80	167.5	2570	95-190	370	150	8	50	92	307	254	138	4	170	2.099	2.28	136.1
9	83.80	201.2	2330	110-210	406	175	8	53	98	335	279	154	4	233	3.390	3.10	159.9
10	152.0	364.8	2150	120-233	438	190	8	58	108	367	305	166	4	288	5.053	3.90	203.3
11	203.5	488.4	1800	130-280	505	220	10	72	134	423	355	193	5	457	10.33	6.20	283.0

NOTE 1 - Values are calculated for solid hub