

Direct Acting Valves – 1/4", 3/8", 1/2" 67 Series direct acting solenoid valves

A range of 3/2 direct acting valves in stainless steel.

Features and Benefits

- Specifically designed for severe environments
- 316L stainless steel body construction
- Response time 75-100 ms
- SIL2 capable (in-house assessment)
- Designed for actuator control
- Manual reset and manual override options
- Normally open, normally closed and diverting
- Satisfies all relevant EC Directives
- Compact unit
- Easy cable installation

Working Temperature Range

- -20 °C to +40 °C (-4 °F to 104 °F) Nitrile seals
- -50 °C to +40 °C (-58 °F to 104 °F) EPDM seals

Working Pressure (operating pressure differential)

- 0 - 10 bar (145 psi) maximum

Protection

- Explosion proof standard = II 2 G Exd T6 (-50 °C ≤ Ta +40 °C)
Explosion proof optional = II 2 G Exd T4 (-50 °C ≤ Ta +80 °C)
- Suitable for Zones 1 and 2, gas groups IIA, IIB, IIC
- Ingress Protection IP67 as standard (NEMA Equivalent: 6)
- The combination of the valve and coil will determine maximum ambient i.e. always the lower of the two.
- DC models supplied with surge protection as standard

Ports NPT (BSP Option Available)

- 1/4", 3/8", 1/2" NPT

Operating Media

- Gases - filtered lubricated or non-lubricated
- Air, inert gas, sweet (natural) gases

Approvals:

ATEX, IECEx
CSA, uCSAs
CU-TR, CE

Construction Materials

- Body: 316L stainless steel
- Flange tube: 303 stainless steel
- Plunger and top stop: stainless steel 430 FR
- Springs: 302 stainless steel
- Seals: Nitrile (Viton option)
- EPDM on low temperature option

Maximum Flow

At 6 bar, 1 bar differential:

- 3/2 valves - 800 l/min (28.25 SCFM)

Electrical Characteristics

- Voltage tolerance: +10%-or -10%
- Duty cycle: 100% ED
- Electrical connection (Std): cable connector from M20x1.5 female conduit
- Coil insulation: class H (BS EN 60085) 180 °C

Options Available

- 1/2" NPT option available see below for ordering details.
- T4 option available, substitute 'K' within the part number for '7', e.g. 2325M23-SD2D7#



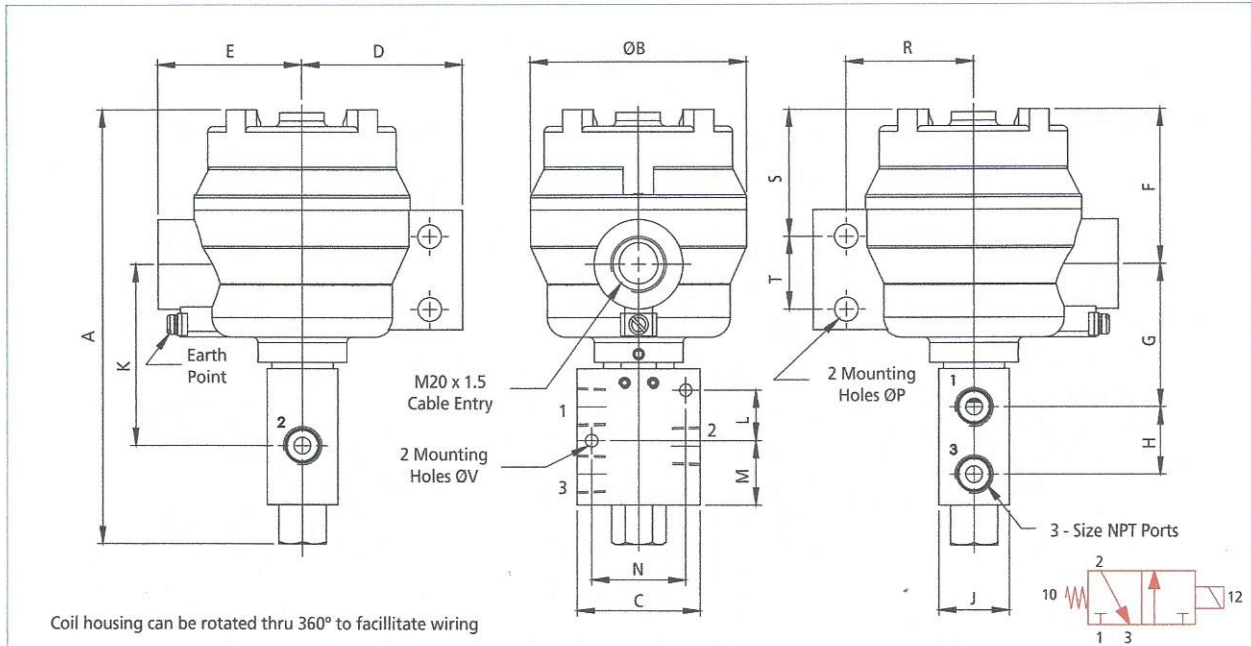
Code	Voltage
D	24 VDC
F	48 VDC
G	110 VDC
M	110 V 50 Hz AC
N	110 / 120 V 60 Hz
S	220 V / 50 Hz AC

Product Code	Low Temperature Version	Size	Description	P.Max (bar)	Orifice (mm)	Power (Watts)	Flow Factor CV	Valve Weight (kg)
2325M23-SD2DK#	2325M23-ED2DK#	1/4"	Direct solenoid operated spring-return	10	8.80	14.5	0.86	2
3325M23-SD2DK#	3325M23-ED2DK#	3/8"	Direct solenoid operated spring-return					2.5
4325M23-SD2DK#	4325M23-ED2DK#	1/2"	Direct solenoid operated spring-return					2.5
2325M23MSD2DK#	2325M23MED2DK#	1/4"	Direct solenoid operated manual override					2
3325M23MSD2DK#	3325M23MED2DK#	3/8"	Direct solenoid operated manual override					2.5
4325M23MSD2DK#	4325M23MED2DK#	1/2"	Direct solenoid operated manual override					2.5
2325M23XSD2DK#	2325M23XED2DK#	1/4"	Direct solenoid operated manual reset			4		2
3325M23XSD2DK#	3325M23XED2DK#	3/8"	Direct solenoid operated manual reset					2.5
4325M23XSD2DK#	4325M23XED2DK#	1/2"	Direct solenoid operated manual reset					2.5

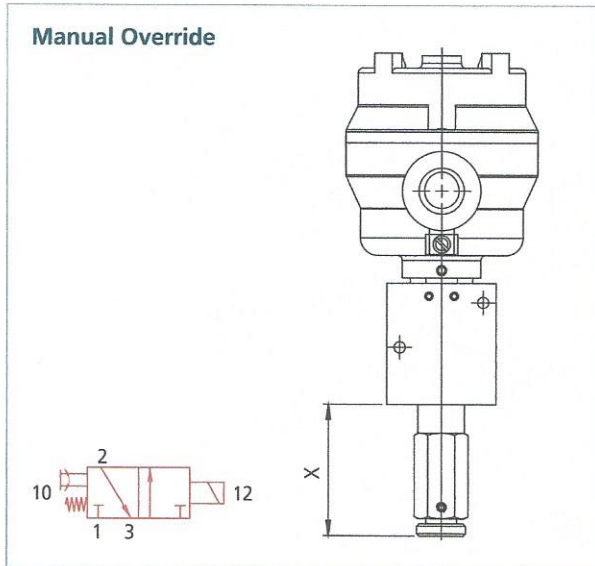
Denotes Voltage. see chart above. Kv = 0.853 x Cv

For 1/2" NPT electrical connection option, suffix part number with '1/2"NPT', e.g 2325M23-SD2DK#1/2"NPT

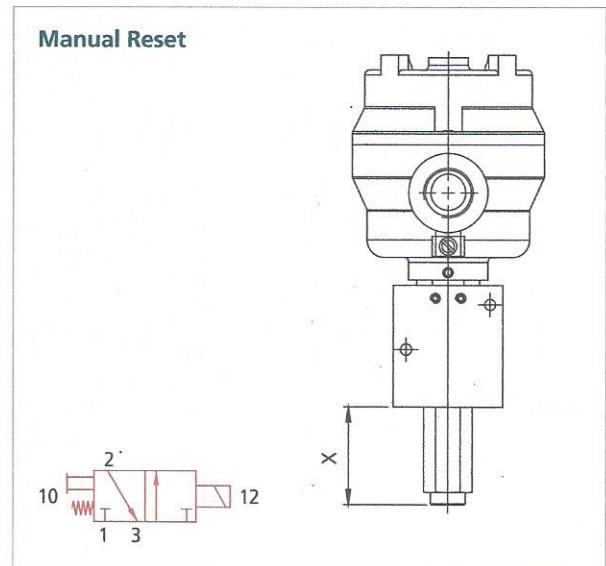
Direct Acting Valves – 1/4", 3/8", 1/2" 67 Series direct acting spring-return



Product Code	Low Temperature Version	Size	A	B	C	D	E	F	G	H	J	K	L	M	N	P	R	S	T	V
2325M23-SD2DK#	2325M23-SD2DK#	1/4"	153	78	45	58	52	55.4	51	24	25.4	65	18	23	34	8.5	46	45.4	26	4.5
3325M23-SD2DK#	3325M23-SD2DK#	3/8"	164	78	63.5	58	52	55.4	54	33.5	32	70.5	24	32.4	42	8.5	46	45.4	26	4.5
4325M23-SD2DK#	4325M23-SD2DK#	1/2"	164	78	63.5	58	52	55.4	54	33.5	32	70.5	24	32.4	42	8.5	46	45.4	26	4.5



Product Code	Low Temperature Version	Size	X
2325M23MSD2DK#	2325M23MED2DK#	1/4"	53
3325M23MSD2DK#	3325M23MED2DK#	3/8"	50
4325M23MSD2DK#	4325M23MED2DK#	1/2"	50



Product Code	Low Temperature Version	Size	X
2325M23XSD2DK#	2325M23XED2DK#	1/4"	40
3325M23XSD2DK#	3325M23XED2DK#	3/8"	37.5
4325M23XSD2DK#	4325M23XED2DK#	1/2"	37.5