


Illuminazione di Sicurezza per Carroponti



PROGTECH
Lighting

SAFETY BAR 30 EVO
SAFETY BAR HP

Modalità d'utilizzo



SAFETY BAR 30 EVO BLUE
Cod. LC0125
SAFETY BAR 30 EVO RED
Cod. LC0127
SAFETY BAR 30 EVO BLUE 24-48 VDC
Cod. LC0056
SAFETY BAR 30 EVO RED 24-48 VDC
Cod. LC0213


SAFETY BAR 30 EVO

ALTEZZA MAX 10M in condizioni di luminosità standard

BASIC

4 Safety Bar 30 Evo o HP
che formano il quadrato

ES. Carroponte h 10m. Quadrato luminoso di 6x6m




BASIC 30 **BLUE**

BASIC 30 **RED**

SMART

4 Safety Bar 30 Evo: perpendicolari allo
scorrimento del carroponte, 2 per lato

ES. Carroponte h 10 m e larghezza 15m.
Due fasci di luce di 16 metri per lato






SMART 30 **BLUE**

SMART 30 **RED**

TOP

4 Safety Bar 30 Evo: parallele allo scorrimento del
carroponte, 2 per lato. Larghezza carroponte: 15m

ES. Carroponte h 10 m e larghezza 15m.
Due fasci di luce di 16 metri per lato



TOP 30 **BLUE**

TOP 30 **RED**

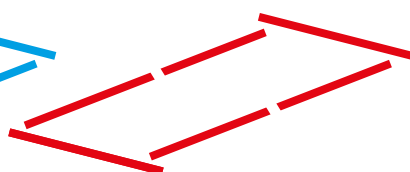
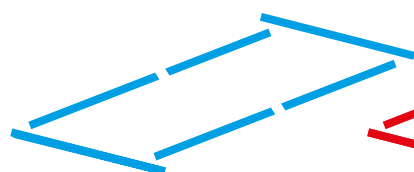



TOP 30
RED + BLUE
6 lampade 20m

FULL

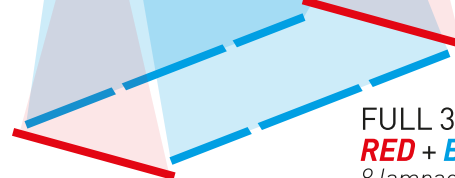
6 Safety Bar 30 Evo. 4 parallele allo scorrimento del
carroponte, 2 perpendicolari. Larghezza carroponte: 15m

ES. Carroponte h 10 m e larghezza 15m. Due fasci di luce di 16 metri
per lato paralleli + 2 fasci da 8 metri perpendicolari



FULL 30 **BLUE**

FULL 30 **RED**



FULL 30
RED + BLUE
8 lampade 20m



SAFETY BAR HP

PER ALTEZZE ELEVATE e ambienti molto luminosi

SAFETY BAR HP BLUE

Cod. LC0117

SAFETY BAR HP RED

Cod. LC0118


BASIC HP

4 Safety Bar HP
che formano il quadrato

ES. Carroponte h 15m.
Quadrato luminoso di 10x10 mt



BASIC HP **BLUE**



BASIC HP **RED**


SMART HP

2 Safety Bar HP: perpendicolari allo
scorrimento del carroponte, 1 per lato

ES. Carroponte h 15m.
Due fasci di luce di 10 metri per lato



SMART HP **BLUE**




SMART HP **RED**

TOP HP

4 Safety Bar HP: parallele allo scorrimento del
carroponte, 2 per lato. Larghezza carroponte: 20m



ES. Carroponte h 15m e larghezza 20m.
Due fasci di luce di 20 metri per lato



TOP HP **BLUE**



TOP HP **RED**

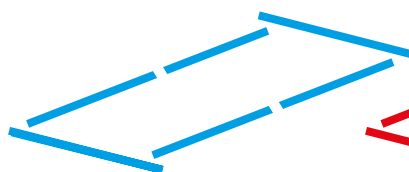


TOP HP
RED + BLUE
6 lampade 25m

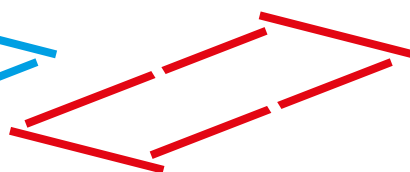
FULL HP

6 Safety Bar HP. 4 parallele allo scorrimento del
carroponte, 2 perpendicolari. Larghezza carroponte: 20m

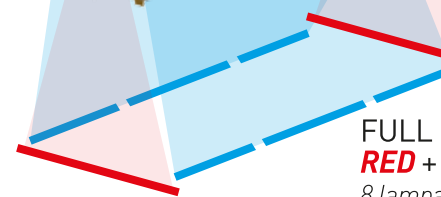

ES. Carroponte h 15m e larghezza 20m. Due fasci di luce di 20 metri
per lato + 2 fasci da 10 metri perpendicolari



FULL HP **BLUE**



FULL HP **RED**



FULL HP
RED + BLUE
8 lampade 25m



PROGTECH
Lighting

	SAFETY BAR 30 EVO		SAFETY BAR HP	
	LUNGHEZZA	SPESSORE	LUNGHEZZA	SPESSORE
5 m	4,00 m	9,40 cm	4,00 m	9,40 cm
6 m	4,80 m	10,60 cm	4,80 m	10,60 cm
7 m	5,60 m	11,90 cm	5,60 m	11,90 cm
8 m	6,40 m	13,10 cm	6,40 m	13,10 cm
9 m	7,20 m	14,30 cm	7,20 m	14,30 cm
10 m	8,00 m	15,50 cm	8,00 m	15,50 cm
12 m	N/A	N/A	9,60 m	18,00 cm
14 m	N/A	N/A	11,20 m	20,40 cm
16 m	N/A	N/A	12,80 m	22,80 cm
18 m	N/A	N/A	14,40 m	25,30 cm
20 m	N/A	N/A	16,00 m	27,70 cm

SCOSTAMENTO DALLA VERTICALE DEL FASCIO LUMINOSO = 2,5m

5 m	4,50 m	10,90 cm	4,50 m	10,90 cm
6 m	5,20 m	11,90 cm	5,20 m	11,90 cm
7 m	5,90 m	12,90 cm	5,90 m	12,90 cm
8 m	6,70 m	14,00 cm	6,70 m	14,00 cm
9 m	7,50 m	15,10 cm	7,50 m	15,10 cm
10 m	8,20 m	16,30 cm	8,20 m	16,30 cm
12 m	N/A	N/A	9,80 m	18,60 cm
14 m	N/A	N/A	11,40 m	21,00 cm
16 m	N/A	N/A	13,00 m	23,30 cm
18 m	N/A	N/A	14,50 m	25,70 cm
20 m	N/A	N/A	16,10 m	28,10 cm

SCOSTAMENTO DALLA VERTICALE DEL FASCIO LUMINOSO = 5m

5 m	5,70 m	15,50 cm	5,70 m	15,50 cm
6 m	6,20 m	15,70 cm	6,20 m	15,70 cm
7 m	6,90 m	16,20 cm	6,90 m	16,20 cm
8 m	7,50 m	16,90 cm	7,50 m	16,90 cm
9 m	8,20 m	17,70 cm	8,20 m	17,70 cm
10 m	8,90 m	18,60 cm	8,90 m	18,60 cm
12 m	N/A	N/A	10,40 m	20,50 cm
14 m	N/A	N/A	11,90 m	22,60 cm
16 m	N/A	N/A	13,40 m	24,80 cm
18 m	N/A	N/A	14,90 m	27,00 cm
20 m	N/A	N/A	16,50 m	29,30 cm

